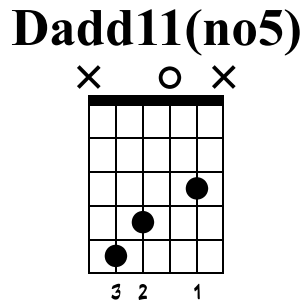
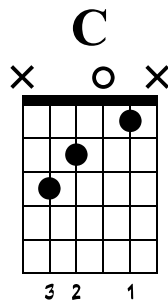
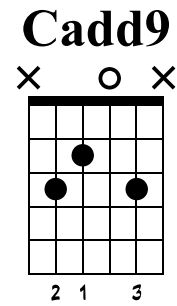
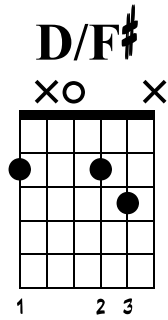
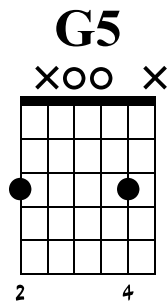


# Easy Fingerstyle Song (Lost)

RealGuitarSuccess.com



## Intro

### G5

1 2

TAB

### D/F#

3 4

TAB

# Cadd9

Musical notation for measures 5 and 6. The key signature is one sharp (F#). The melody consists of quarter notes: G4, A4, B4, C5 in measure 5, and G4, A4, B4, C5 in measure 6. The bass line consists of quarter notes: G2, C3, G2, C3 in measure 5, and G2, C3, G2, C3 in measure 6. The TAB for measure 5 is: 3 2 0 3 0 2. The TAB for measure 6 is: 3 2 0 3 0 2.

# D/F#

Musical notation for measures 7 and 8. The key signature is one sharp (F#). The melody consists of quarter notes: G4, A4, B4, C5 in measure 7, and a whole note G4 in measure 8. The bass line consists of quarter notes: G2, C3, G2, C3 in measure 7, and a whole note G2 in measure 8. The TAB for measure 7 is: 2 0 2 3 2 0. The TAB for measure 8 is: 2.

# Verse

## G5

Musical notation for measures 9 and 10. The key signature is one sharp (F#). The melody consists of quarter notes: G4, A4, B4, C5 in measure 9, and G4, A4, B4, C5 in measure 10. The bass line consists of quarter notes: G2, C3, G2, C3 in measure 9, and G2, C3, G2, C3 in measure 10. The TAB for measure 9 is: 3 0 0 3 0 0. The TAB for measure 10 is: 3 0 0 3 0 0.

# D/F#

Musical notation for measures 11 and 12. The key signature is one sharp (F#). The melody consists of quarter notes: G4, A4, B4, C5 in measure 11, and G4, A4, B4, C5 in measure 12. The bass line consists of quarter notes: G2, C3, G2, C3 in measure 11, and G2, C3, G2, C3 in measure 12. The TAB for measure 11 is: 2 0 2 3 2 0. The TAB for measure 12 is: 2 0 2 3 2 0.

# Cadd9

Musical notation for measures 13 and 14. The key signature is one sharp (F#) and the time signature is 4/4. Measure 13 starts with a quarter rest followed by a dotted quarter note on the 3rd line (F#4), then eighth notes on the 4th line (G4), 5th line (A4), 4th line (F#4), and 3rd line (E4). Measure 14 starts with a quarter rest followed by a dotted quarter note on the 3rd line (F#4), then eighth notes on the 4th line (G4), 5th line (A4), 4th line (F#4), and 3rd line (E4). The TAB below shows the fretting: measure 13 (3, 0, 2, 0, 3, 0, 2) and measure 14 (3, 2, 0, 3, 0, 2).

# D/F#

Musical notation for measures 15 and 16. The key signature is one sharp (F#) and the time signature is 4/4. Measure 15 starts with a quarter rest followed by a dotted quarter note on the 2nd line (D4), then eighth notes on the 3rd line (E4), 4th line (F#4), 5th line (G4), and 4th line (D4). Measure 16 starts with a quarter rest followed by a dotted quarter note on the 2nd line (D4), then eighth notes on the 3rd line (E4), 4th line (F#4), 5th line (G4), and 4th line (D4). The TAB below shows the fretting: measure 15 (2, 0, 2, 3, 2, 0) and measure 16 (2, 0, 2, 3, 2, 0).

# Chorus

## G5

Musical notation for measures 17 and 18. The key signature is one sharp (F#) and the time signature is 4/4. Measure 17 starts with a quarter rest followed by a dotted quarter note on the 3rd line (G4), then eighth notes on the 4th line (A4), 5th line (B4), 4th line (G4), and 3rd line (E4). Measure 18 starts with a quarter rest followed by a dotted quarter note on the 3rd line (G4), then eighth notes on the 4th line (A4), 5th line (B4), 4th line (G4), and 3rd line (E4). The TAB below shows the fretting: measure 17 (3, 0, 0, 3, 0, 0) and measure 18 (3, 0, 0, 3, 0, 0).

# D/F#

Musical notation for measures 19 and 20. The key signature is one sharp (F#) and the time signature is 4/4. Measure 19 starts with a quarter rest followed by a dotted quarter note on the 2nd line (D4), then eighth notes on the 3rd line (E4), 4th line (F#4), 5th line (G4), and 4th line (D4). Measure 20 starts with a quarter rest followed by a dotted quarter note on the 2nd line (D4), then eighth notes on the 3rd line (E4), 4th line (F#4), 5th line (G4), and 4th line (D4). The TAB below shows the fretting: measure 19 (2, 0, 2, 3, 2, 0) and measure 20 (2, 0, 2, 3, 2, 0).

**C**

TAB 3 0 2 0 1 0 2 | 3 2 0 1 0 2

**Dadd11(no5)**

TAB 5 4 0 3 0 4 | 5 4 0 3 0 4

*Outro*

**G5**

TAB 3 0 0 3 0 0 | 3 0 0 3 0 0

**D/F#**

TAB 2 0 2 3 2 0 | 2 0 2 3 2 0

# Cadd9

Musical notation for the Cadd9 chord progression, measures 29 and 30. The notation is in treble clef with a key signature of one sharp (F#) and a 4/4 time signature. Measure 29 starts with a dotted quarter note on the 3rd line (F#4), followed by an eighth note on the 4th line (G4), and a quarter note on the 5th line (A4). Measure 30 starts with a dotted quarter note on the 3rd line (F#4), followed by an eighth note on the 4th line (G4), and a quarter note on the 5th line (A4). The TAB below shows the fretting: measure 29 has frets 3, 0, 2, 0, 3, 0, 2; measure 30 has frets 3, 2, 0, 3, 0, 2.

# D/F#

Musical notation for the D/F# chord progression, measures 31 and 32. The notation is in treble clef with a key signature of one sharp (F#) and a 4/4 time signature. Measure 31 starts with a dotted quarter note on the 2nd line (D4), followed by an eighth note on the 3rd line (E4), and a quarter note on the 4th line (F#4). Measure 32 starts with a dotted quarter note on the 2nd line (D4), followed by an eighth note on the 3rd line (E4), and a quarter note on the 4th line (F#4). The TAB below shows the fretting: measure 31 has frets 2, 0, 2, 3, 2, 0; measure 32 has frets 2, 0, 2, 3.